



Boden

Plückseite 380 x 40 x 18

457 x 615 (x18)

2x (70  40)



(416 x 516 (x18))

380 x 70 x 18

380 x

x 70 x 18

x 40 x 18

x 60 x 18 (x2)

x 27 x 18 (x2)


x 210 x 18 (x2)


x 75 x 18

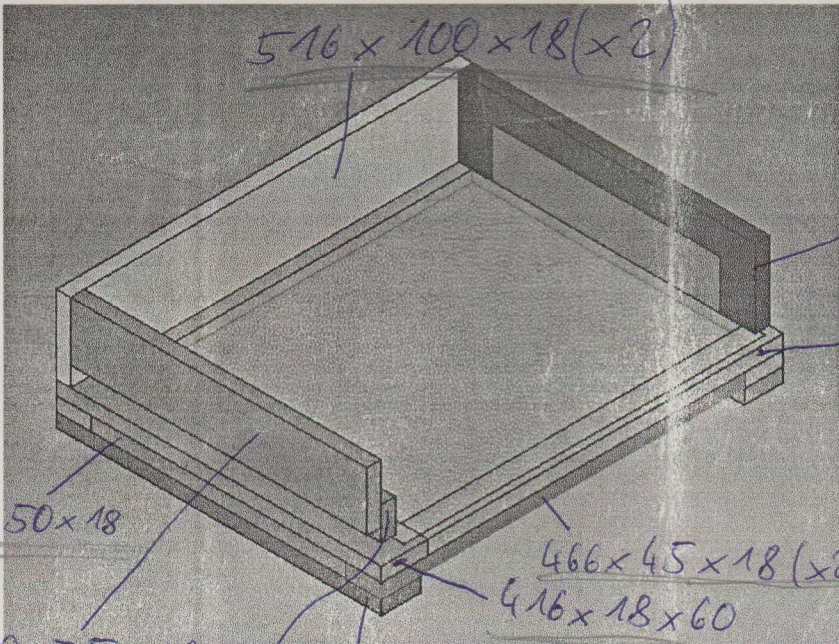
x 42 x 18

x 100 x 18

27 210



27  200  
 (2) x 227 x 18  
 (1) x 416 x 18  
 (2) x 100 x 18



Netz 380 x 464 mm

Varroalade

- 346 x 18 x 18
- 346 x 454 x 4
- 346 x 18 x 184


Deckel  
 Schutz 39 <sup>reinrutschen</sup> 370 x 5 x 105






# Übersicht


Brett 4




Brett 3



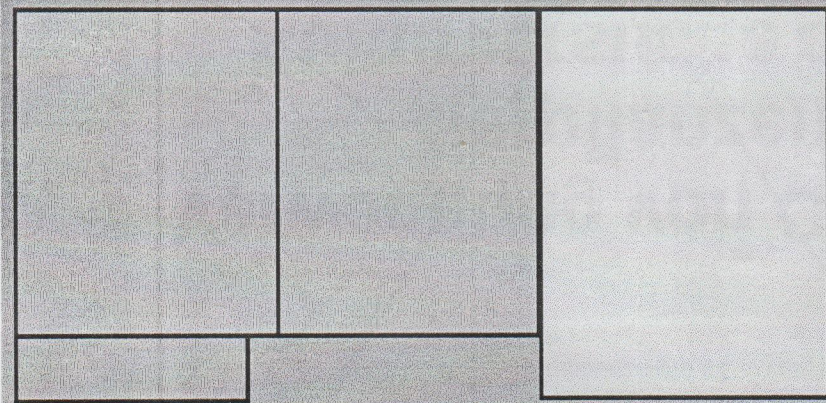
Brett 2



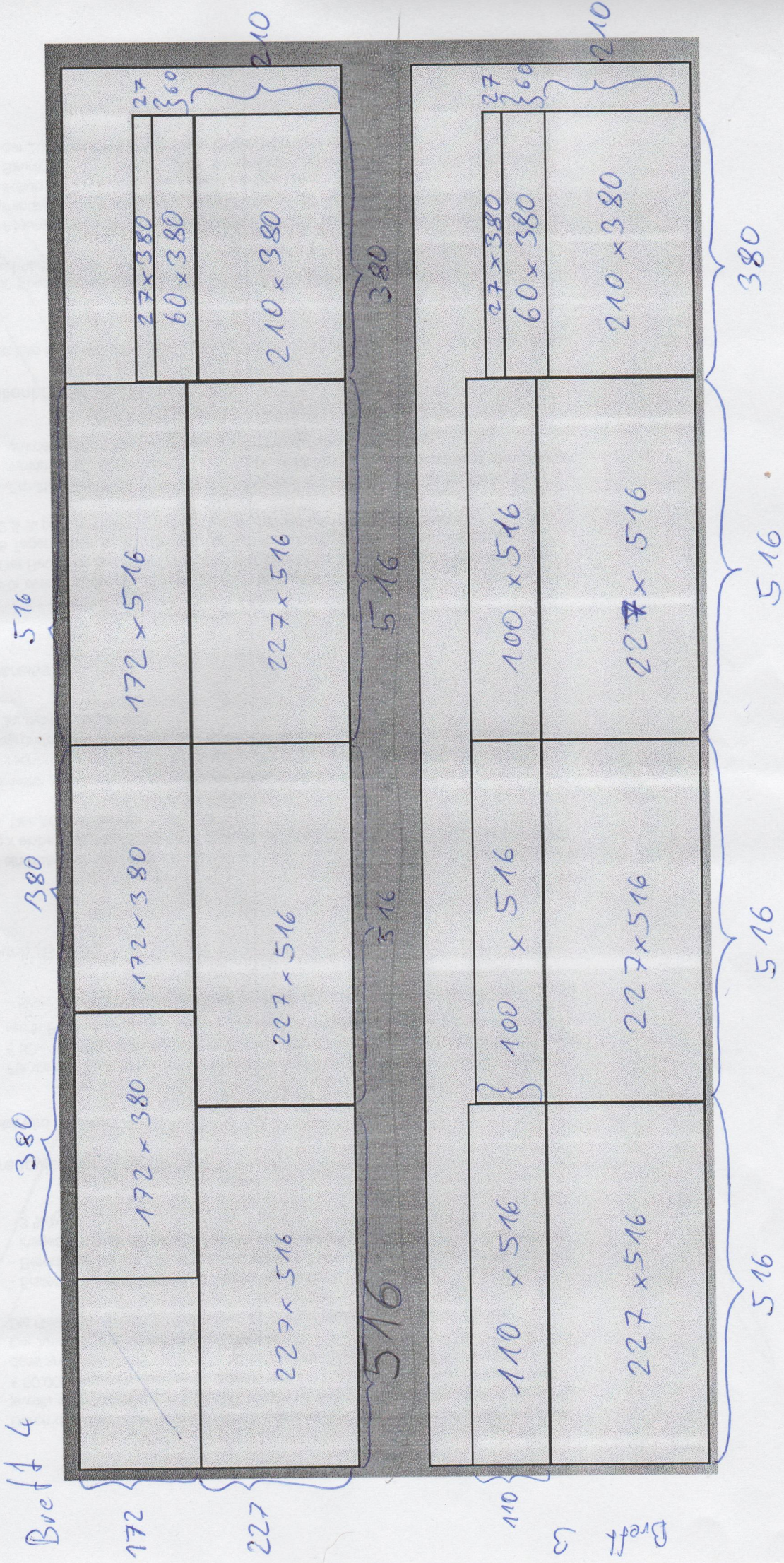
Brett 1



Extrasteile







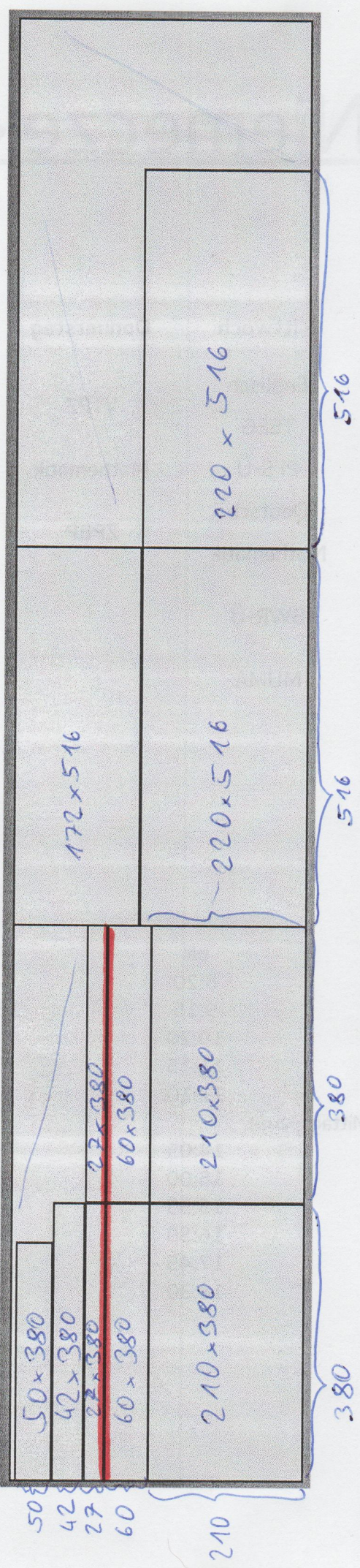




Rote Kanten mit 20° Winkel zuschneiden!



Breite 2





380

380

380

25

70

27

60

210

25 x 380

70 x 380

27 x 380

60 x 380

210 x 380

380

25 x 380

25 x 380

40 x 380

27 x 380

60 x 380

210 x 380

100 x 380

27 x 380

60 x 380

210 x 380

→

25 x 380

75 x 380

27 x 380

60 x 380

210 x 380

18 x 380

60 x 416

50 x 416

50 x 416

50 x 416

35 x 456

35 x 456

45 x 466

45 x 466

Rote Kanten mit 20° Winkel  
Zuschneiden - Siehe Seite 3

→

Brett 1

